

Aluminium Slatwall system

Item.no: IS-9364

Slatwall panel sizes:

Width: To be used with 800 mm/31.5" wide ISOframe modules.

(Actual profile is 780 mm / 30" wide.)

Height: Each slatwall profile has 3 slots for holding one pair of shelf brackets. Add as many profiles as desired.

(Actual profile is 90 mm / 3.54" high).

Please note:

- Minimum 2 slatwall profiles are required for attaching shelf brackets.

- We recommend to use slatwall panels only in combination with table attachment modules or in constructions where sufficient stability can be secured.




With corner trims



With graphic panel cut out

Accessories




Shelf, 180 grey

750x180x12 mm /
29.5x7.0x0.47"
Item IS-9618

Shelf, 330 grey

750x330x12 mm /
29.5x13.0x0.47"
Item IS-9619

Shelf bracket



1 pair of shelf bracket 180
150 mm / 5.9"
Item IS-9375

1 pair of shelf bracket 330
300 mm / 11.8"
Item IS-9399

Bag for Slatwall panels

Item IS-5056. Fits 10 pcs of profiles. We recommend to use protection plastic between profiles.



Parts list

Height	165 mm / 6.5"	255 mm / 10.03"	345 mm / 13.58"	435 mm / 17.13"	525 mm / 20.67"	615 mm / 24.21"	705 mm / 27.76"	795 mm / 31.30"	885 mm / 34.84"
Straight beam, IS-800-BS	2 pcs.	2 pcs.	2 pcs.	2 pcs.	2 pcs.	2 pcs.	2 pcs.	2 pcs.	2 pcs.
Slatwall profile 780 mm, IS-9364	2 pcs.	3 pcs.	4 pcs.	5 pcs.	6 pcs.	7 pcs.	8 pcs.	9 pcs.	10 pcs.
Corner trims (if chosen), 1 pair	IS-9365	IS-9366	IS-9367	IS-9368	IS-9369	IS-9370	IS-9371	IS-9372	IS-9373



1 Attach one straight beam at the desired height.

2 Insert the desired number of slatwall profiles. Minimum 2 profiles are required.

3 End at the top with one more straight beam.

With corner trims and two separate graphic panels



4a Mount corner trims on each side.



5a Attach two separate graphic panels (over and under).

With graphic panel cut out



4b Attach the cut out graphic panel.

Example: 5 slatwall profile section

For slatwall with corner trims

MIDI, 2270 mm

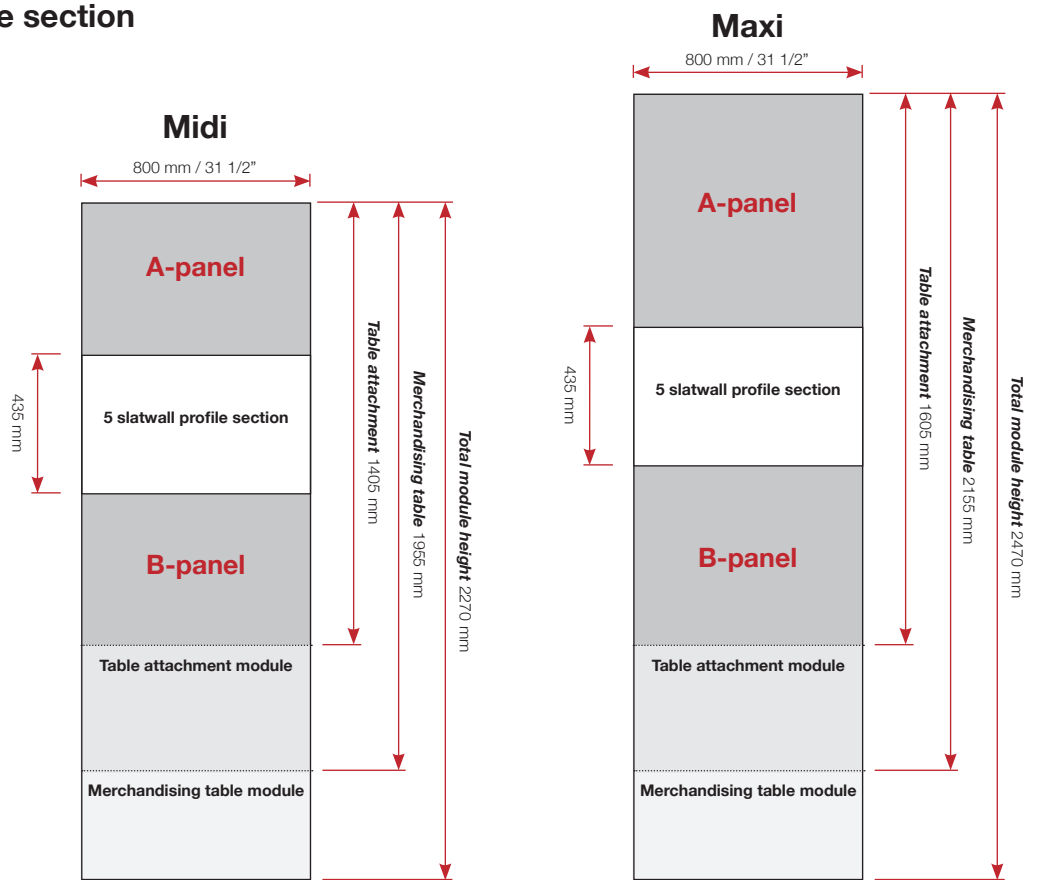
For Table attachments:
A+B+435 mm = 1405 mm

For Merchandising Table attachments:
A+B+435 mm = 1955 mm

MAXI, 2470 mm

For Table attachments:
A+B+435 mm = 1605 mm

For Merchandising Table attachments:
A+B+435 mm = 2155 mm



For graphic panel cut out

Maximum cut out *600 x 435 mm
*An edge/margin of minimum 100 mm / 4" must be kept on each side.

