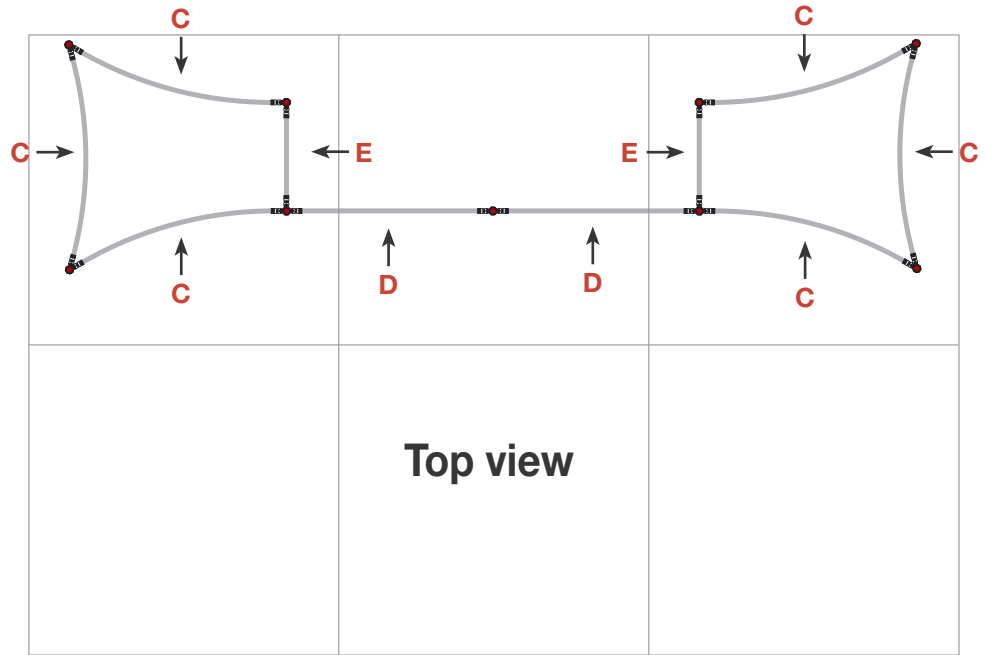
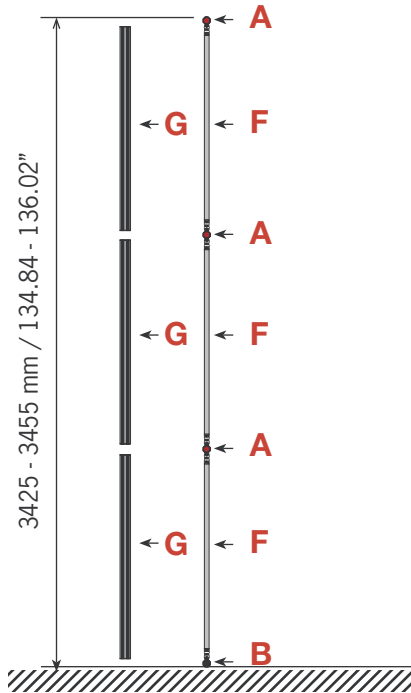


## Exhibition unit **Shape D189** 340 cm

**Side view**




**Top view**

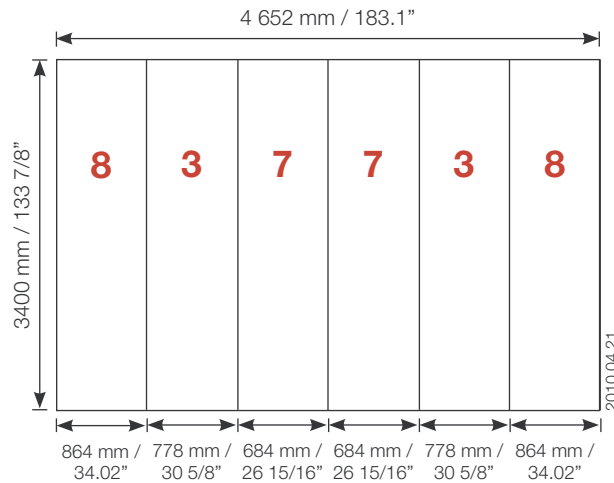
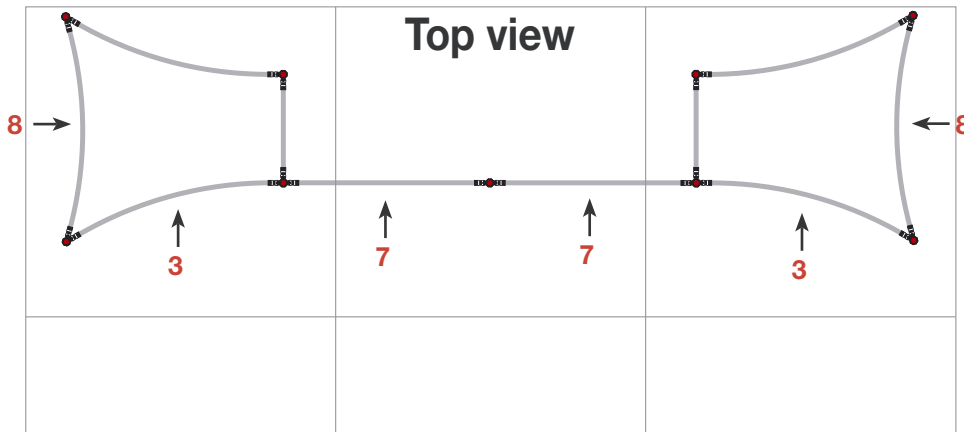
Item.	Components	Quantity
<b>A</b>	Red junction	27 pcs.
<b>B</b>	Grey junction	9 pcs.
<b>C</b>	Purple rod	24 pcs.
<b>D</b>	Pink rod	8 pcs.
<b>E</b>	Green rod	8 pcs.
<b>F</b>	Gold rod	27 pcs.
<b>G</b>	Gold wing	21 pcs.
	Hanger	12 pcs.
	Clicker	12 pcs.



For more information on how to assemble Ego, see our folder "General Assembly Instruction" or visit [www.markbricdisplay.com/EGO](http://www.markbricdisplay.com/EGO)

## Exhibition unit **Shape D189** 340 cm

D189  Item No. 9131	Panel no.	Quantity	Height (mm)	Width (mm)	Height (inch)	Width (inch)
	<b>8</b>	2	2	3400 mm	864 mm	133 7/8"
<b>3</b>	2	2	3400 mm	778 mm	133 7/8"	30 5/8"
<b>7</b>	2	2	3400 mm	684 mm	133 7/8"	26 15/16"
<b>Total panels</b>		<b>6</b>	<i>This panels fits into one MB EGO Plastic Hard Case</i>			



**Add-On component for Graphic Panels**

Mag-Tape	41 m / 135 ft.
Corner tabs	24 pcs.
Edge stiffener	12 pcs.

For more information on graphic panel production, see our folder "EGO Graphic Panel Production" or visit [www.markbricdisplay.com/EGO](http://www.markbricdisplay.com/EGO)